

Experiential Learning Program Report

Curriculum Project: Experiential Learning Sample Program Ver. 2

General Arts and Science Bachelor's Degree

Arts and Science

Definition: EL is learning by doing that bridges knowledge and experience through critical reflection. Using intentionally designed and assessed activities, EL enables students to increase understanding, develop new skills and promote new ways of thinking and doing. These opportunities prepare students to lead change and succeed in a complex world.

Report Index

This report includes the following information and charts about the curriculum review.

Curriculum Review information

- Courses
- Program-level Learning Outcomes
- Mapping scale levels

Charts

- Course Outcomes Aligned to Categories of Experiential Learning (EL) - Detailed Chart
- Course Outcomes Aligned to Categories of EL - Summary Chart
- Number of Course Outcomes per Category of EL
- How Each Category of EL is Assessed
- If this course includes community-engaged learning, please specify which type(s):
- If this course includes co-curricular experiential learning, please specify which type(s):
- If this course includes curriculum-integrated experiential learning, please specify which type(s):
- If this course includes research-integrated experiential learning, please specify which type(s):
- If this course includes community-engaged learning, please specify which type(s):

Courses

- UNIV 201 Communication Skills (Required)
- UNIV 230 Introduction to Psychology (Required)
- UNIV 301 Introduction to Analytical Chemistry (Required)
- UNIV 321 Computer Applications (Required)
- UNIV 322 Critical Thinking (Required)
- UNIV 323 Undergraduate Research Methods (Required)
- UNIV 455 Capstone Project (Required)

Program-level Learning Outcomes

	Title	Description
1	Community-engaged Learning	Community-based research, community-engaged learning projects/ placements, co-curricular community engaged learning activities, co-curricular entrepreneurship activities
2	Co-curricular Experiential Learning	Competitions/ accelerators/ incubators, paraprofessional placement/ on campus employment, personal or professional development programs, supported volunteer experiences

3	Curriculum-integrated Experiential Learning	Creative performance/ exhibits, consulting projects, entrepreneurship courses, field schools, international/ cross-cultural learning experiences, labs/ experimentation, studio/ simulation
4	Research-integrated Experiential Learning	Course-based research, faculty-led research, individual research/ studentships, research assistantships
5	Work-integrated Learning	Cooperative education, internships, professional/ clinical practice

Mapping Scale

■ Apply Concepts/Theories (A)	Apply concepts and/or theories
■ Develop Technical Skills (T)	Develop technical skills
■ Develop Core Skills (C)	Develop core skills
■ Employability (E)	Employability

Course Outcomes Aligned to Categories of Experiential Learning (EL) - Detailed Chart

This map indicates how specific course outcomes contribute to each category of EL. Looking at the columns will tell you how each category of EL is addressed, while examining the rows shows how each course outcome contributes to the categories. The scale is used to indicate the primary purpose of the EL activity.

Included courses: All Courses

Course Outcomes	Program-level Learning Outcomes				
	1. Community-engaged Le...	2. Co-curricular Experi...	3. Curriculum-integrate...	4. Research-integrated ...	5. Work-integrated Lear...
UNIV 201 Communication Skills					
1. Explain concepts relating to interpersonal communication					
2. Describe the role of mass media in society					
3. Debate the role and importance of communication theories, me...					
4. Analyze written and visual communication information					
5. Write an evidence-informed paper on a communication theory					
UNIV 230 Introduction to Psychology					
1. Define and provide examples of foundational principles of ps...					
2. Understand major concepts, theoretical perspectives and hist...					
3. Describe psychological findings in the study of the brain, n...					
4. Outline the research process used in a psychology study					
5. Differentiate between scientific and non-scientific informat...					
UNIV 301 Introduction to Analytical Chemistry					
1. Describe the basic principles and procedures to perform quan...					
2. Conduct mathematical calculations in order to ascertain the ...					
3. Conduct laboratory experiments of quantitative and instrumen...			T		
4. Write accurate lab reports that are logical and concisely wr...			C		
5. Work as a team to complete lab work					
UNIV 321 Computer Applications					
1. Apply general problem solving strategies to the development ...			A		
2. Write computer programs to express and implement algorithms ...			T		
3. Demonstrate proper procedures to organize, manipulate, and s...					
4. Identify and discuss computer technology trends and emerging...					
UNIV 322 Critical Thinking					
1. Understand the difference between argument and rhetoric					

2. Recognize what counts as evidence in deductive and inductive...					
3. Identify prescribed logical tools and techniques					
4. Identify common errors in arguments					
5. Standardize and formalize arguments					
6. Evaluate oral and written arguments for validity and soundne...					
UNIV 323 Undergraduate Research Methods					
1. Describe qualitative, quantitative, and mixed methods resear...					
2. Identify the purposes, strengths and weaknesses of a variety...					
3. Design and conduct a small research study that can be inform...					
4. Write a report on the results of their study					
5. Orally present the results of a research project to a broad ...					
UNIV 455 Capstone Project					
1. Demonstrate a solid understanding of ethical considerations ...					
2. Write a research proposal for an authentic research study				A	
3. Write a literature review on a topic relating to the researc...				A	
4. Conduct one aspect of the research project				T	
5. Effectively communicate the results of the study orally and ...				C	

Course Outcomes Aligned to Categories of EL - Summary Chart

This chart shows the most frequently indicated alignment of course outcomes within a course to each category of EL. It shows at a glance how each course contributes to categories of EL and can help to quickly identify if there are major gaps in the program. The scale is used to indicate the primary purpose of the EL activity.

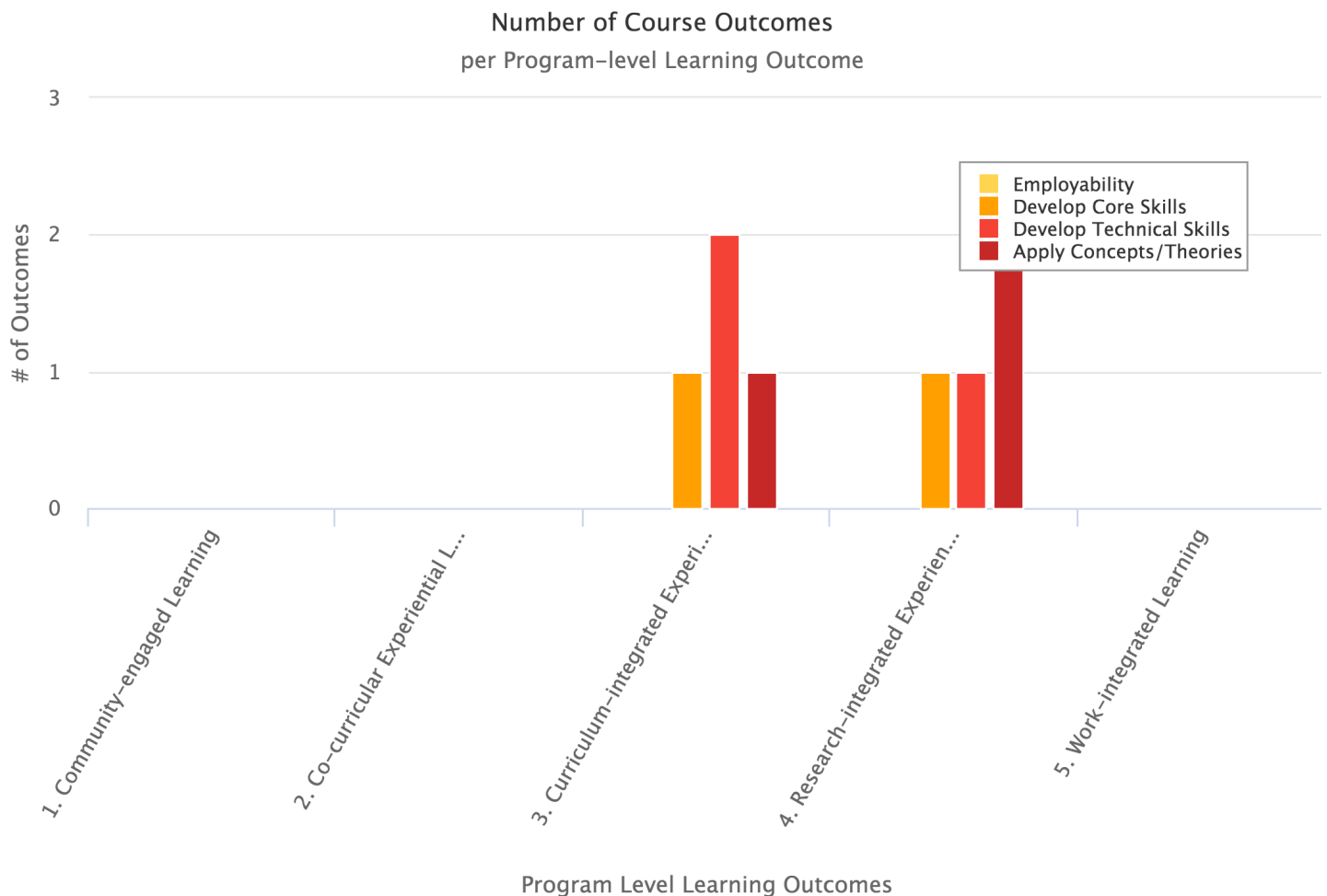
Included courses: All Courses

Course Outcomes	Program-level Learning Outcomes				
	1. Community-engaged Le...	2. Co-curricular Experi...	3. Curriculum-integrate...	4. Research-integrated ...	5. Work-integrated Lear...
UNIV 201 Communication Skills					
UNIV 230 Introduction to Psychology					
UNIV 301 Introduction to Analytical Chemistry			C		
UNIV 321 Computer Applications			T		
UNIV 322 Critical Thinking					
UNIV 323 Undergraduate Research Methods					
UNIV 455 Capstone Project				A	

Number of Course Outcomes per Category of EL

The bar chart indicates the number of course outcomes for each category of EL. It indicates which categories are more heavily emphasized, and which have less emphasis. Within each category, the scale is used to indicate the primary purpose of the activity.

Included courses: All Courses



Number of course outcomes mapped to each program level outcome

	PLO Title	PLO Description	# Outcomes
1	Community-engaged Learning	Community-based research, community-engaged learning projects/ placements, co-curricular community engaged learning activities, co-curricular entrepreneurship activities	0
2	Co-curricular Experiential Learning	Competitions/ accelerators/ incubators, paraprofessional placement/ on campus employment, personal or professional development programs, supported volunteer experiences	0
3	Curriculum-integrated Experiential Learning	Creative performance/ exhibits, consulting projects, entrepreneurship courses, field schools, international/ cross-cultural learning experiences, labs/ experimentation, studio/ simulation	4
4	Research-integrated Experiential Learning	Course-based research, faculty-led research, individual research/ studentships, research assistantships	4

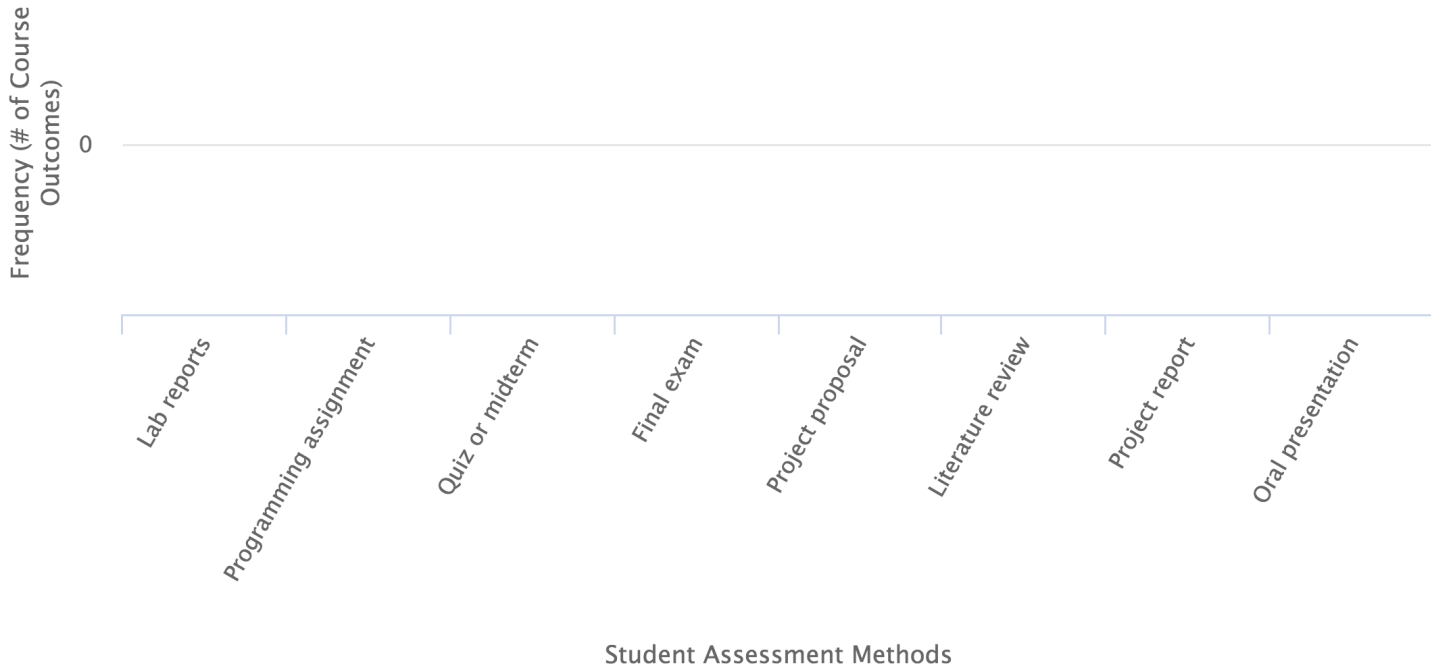
5	Work-integrated Learning	Cooperative education, internships, professional/ clinical practice	0
---	--------------------------	---	---

How Each Category of EL is Assessed

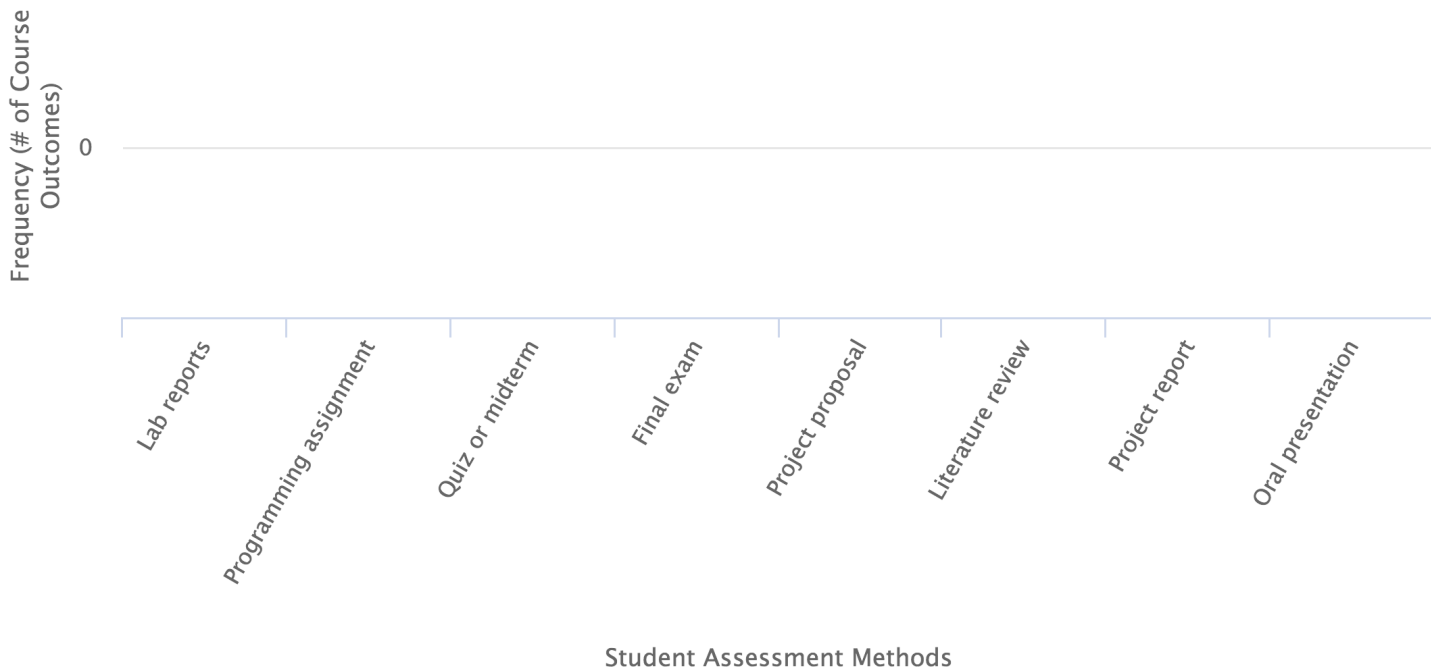
The following charts show how each category of EL is assessed across the program. It can help to identify if more variety or emphasis is needed in the assessment of experiential learning.

Included courses: All Courses

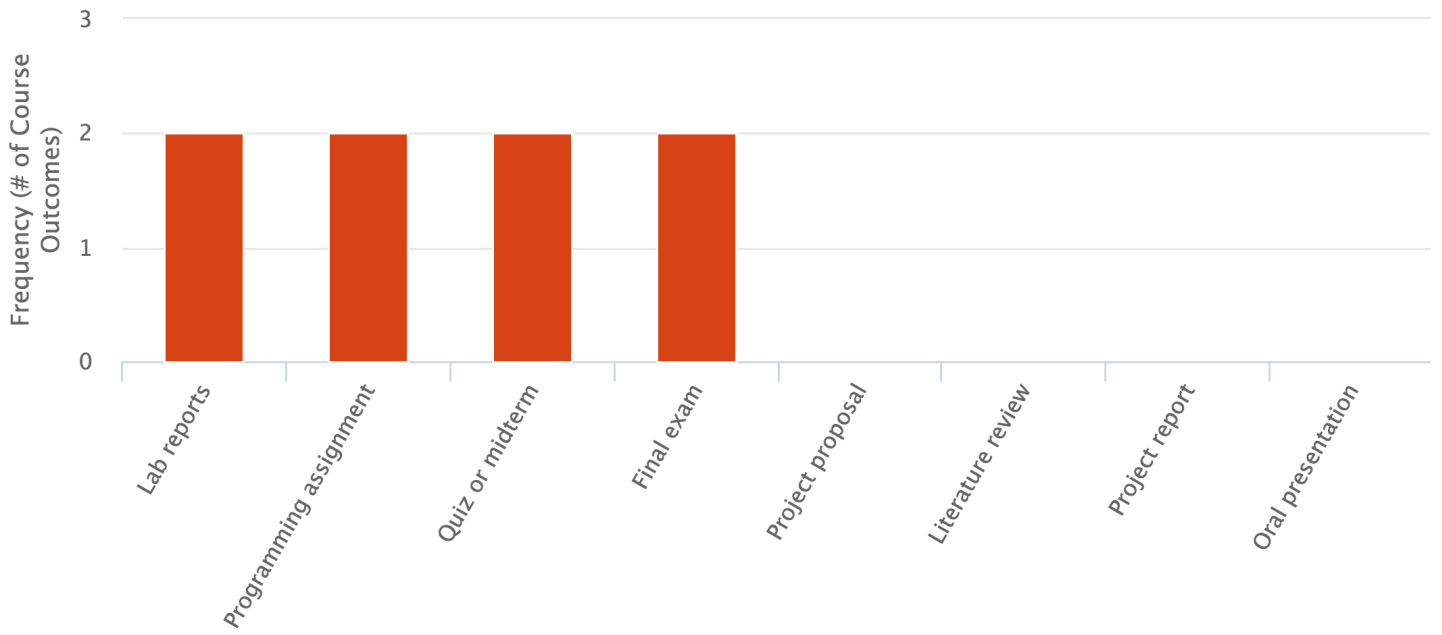
Community-engaged Learning: Assessed



Co-curricular Experiential Learning: Assessed

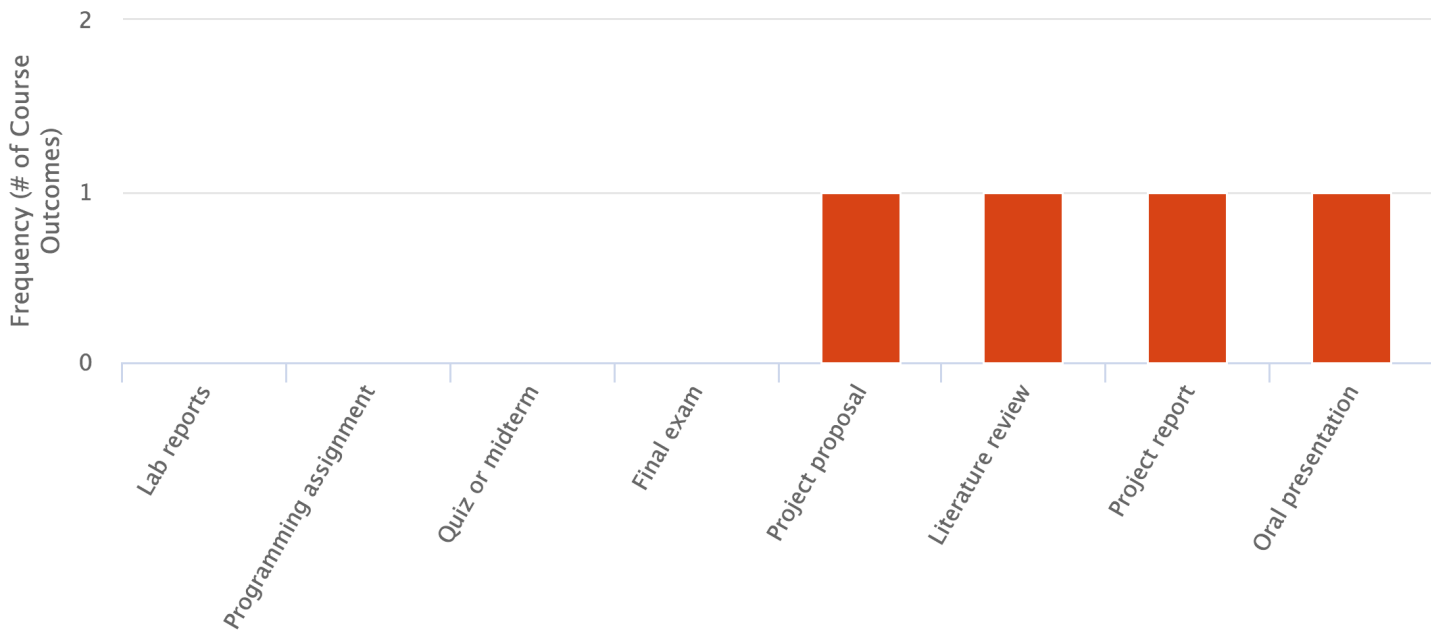


Curriculum-integrated Experiential Learning: Assessed



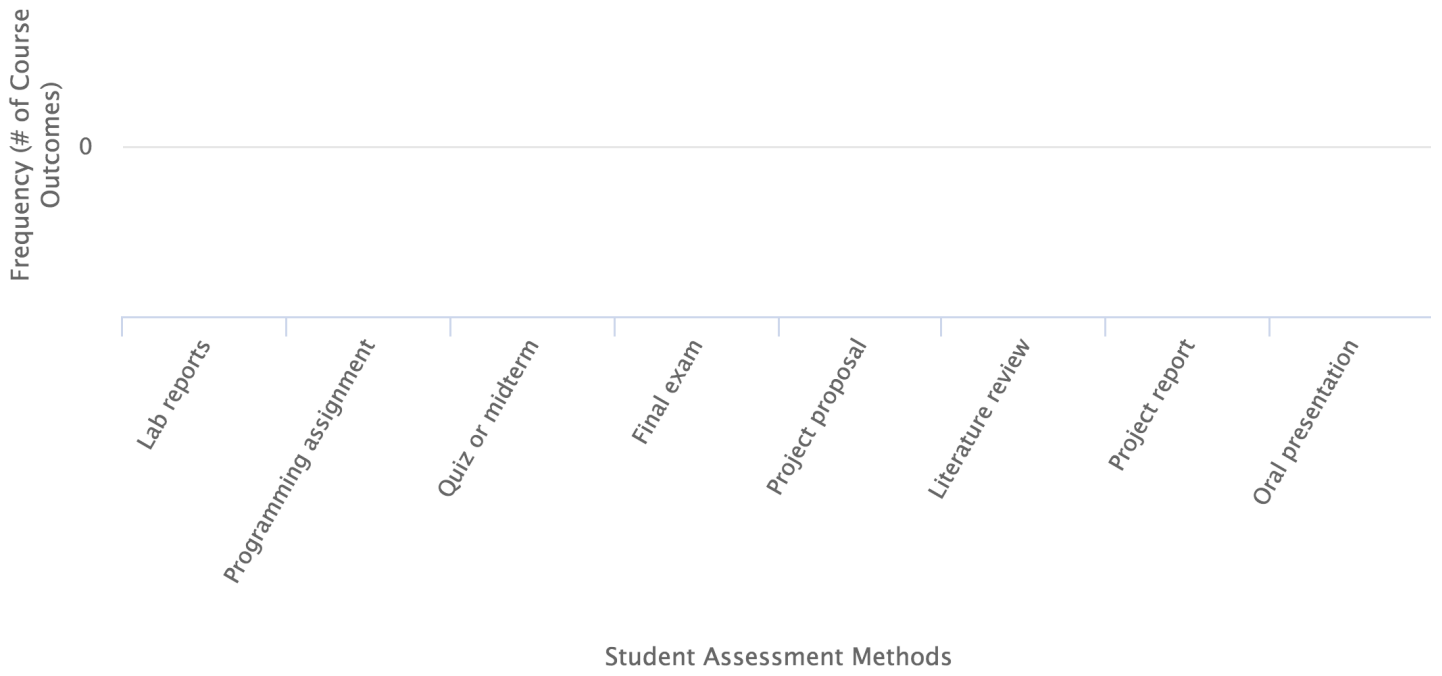
Student Assessment Methods

Research-integrated Experiential Learning: Assessed



Student Assessment Methods

Work-integrated Learning: Assessed



If this course includes community-engaged learning, please specify which type(s):

Included courses: All Courses

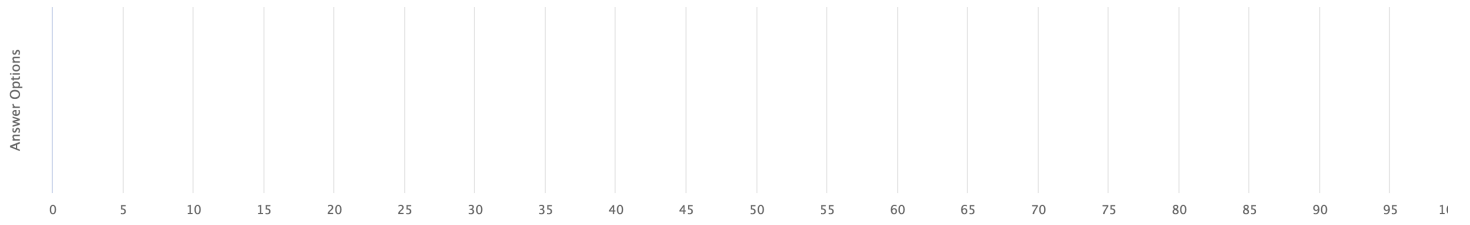


Chart data

If this course includes co-curricular experiential learning, please specify which type(s):

Included courses: All Courses

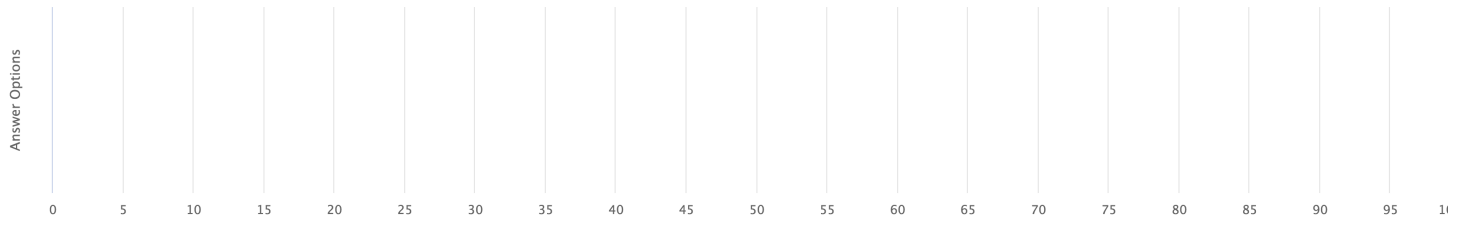


Chart data

If this course includes curriculum-integrated experiential learning, please specify which type(s):

Included courses: All Courses

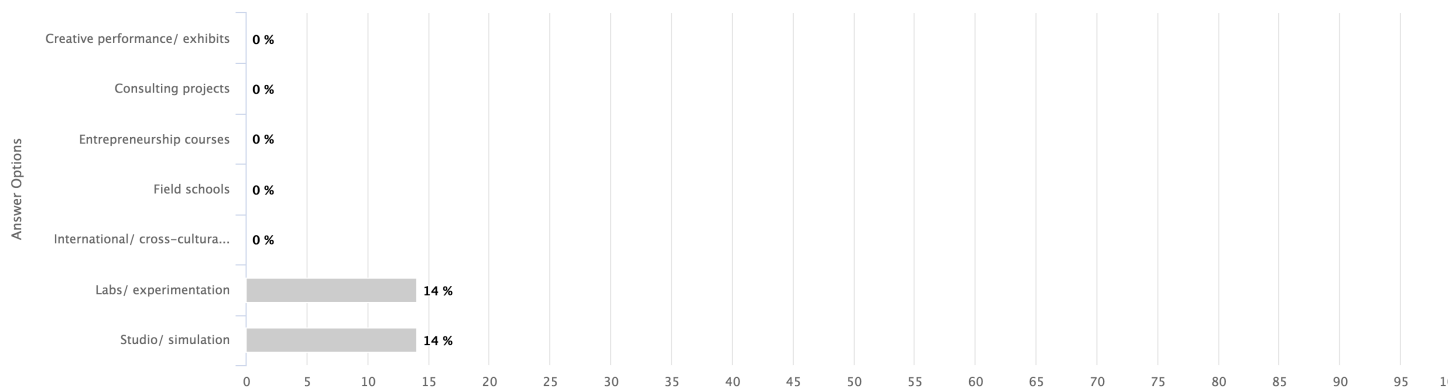


Chart data

Creative performance/ exhibits	0	0 %
Consulting projects	0	0 %
Entrepreneurship courses	0	0 %
Field schools	0	0 %
International/ cross-cultural learning experiences	0	0 %
Labs/ experimentation	1	14 %
Studio/ simulation	1	14 %

If this course includes research-integrated experiential learning, please specify which type(s):

Included courses: All Courses

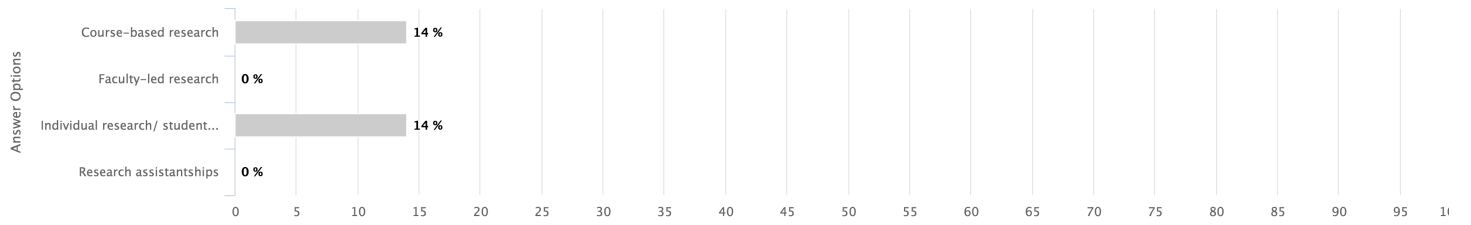


Chart data

Course-based research	1	14 %
Faculty-led research	0	0 %
Individual research/ studentships	1	14 %
Research assistantships	0	0 %

If this course includes community-engaged learning, please specify which type(s):

Included courses: All Courses

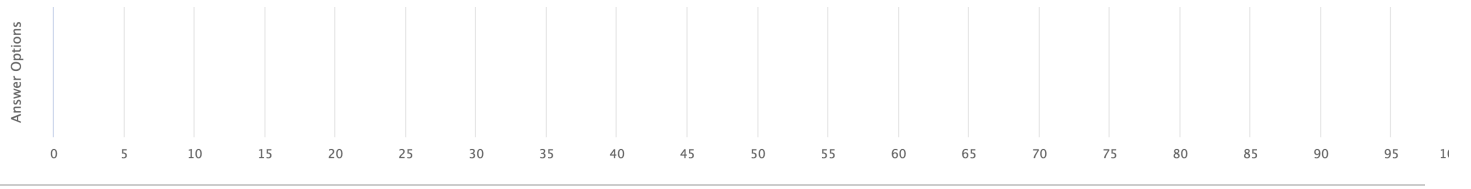


Chart data